

2010



MANUFACTURING QUALITY EXTERIOR SHUTTERS,
SCREEN DOORS AND MORE SINCE 1989

Cobblestone Mill Woodworks, Inc.

of Ball Ground, Georgia is a wholesale manufacturer of quality exterior wood and acrylic polymer raised panel shutters, louver blinds, and screen doors. Our interior product lines include louver and panel doors, interior panel shutters, bifold, dressing room, and hand crafted cafe doors.

We provide our clientele with a variety of custom sized shutters and blinds, including radius and segment tops, transom and combination shutters with decorative cut-outs. We offer a complete line of shutter hardware, cafe door and functional bahama shutter hardware.

Our shutters and blinds are manufactured with western red cedar. Having limited availability, western red cedar is renowned for its excellent exterior grade qualities, with outstanding durability and resistance to decay from termites or inclement weather. Western red cedar contains no pitch or resin pockets that can ruin finish paint or stain application. Western red cedar has straight grain characteristics, which help in its natural ability to prevent warping, splitting, and/or bowing. Over the years, western red cedar has been successfully used in exterior products such as fencing, decking, and siding.

Our state of the art facility, with high tech equipment, such as a computerized router, allows mass production of stock size, heavy duty shutters, blinds, and doors to order. Production time generally is two to three weeks. Our equipment also allows us to closely duplicate or reproduce your historic and/or custom blinds and shutters, while using the highest quality standards in the industry today. We can manufacture any width, length, height, or thickness, using any species your customer requires.

Cobblestone Mill Woodworks has become well known among some of the finest architects and builders in the country. Below are just a few of the most recent projects we have supplied shutters or blinds to.

Francis Costigan House - Madison Indiana

Carnton Plantation - Cover

FDR Little White House

This Old House - Savannah Project

Southern Living & Homes

Appomattox Courthouse – Appomattox, VA

Owens Thomas House

Margaret Mitchell House

National Park Services Historical Landmark Properties



The Finest Quality

A Little Bit About Shutters & Blinds

The terms "blinds" and "shutters" are often used incorrectly. Both are constructed with top and bottom rails with side stiles. If the space inside is filled with slats, it is called a blind. If, instead of slats, the panel is solid, it is a shutter.

The function of blinds is primarily ventilation, not decoration. If the blinds are shut in the early, cooler part of the day, they will keep the cool air in while admitting some shady light through the slats. They can also be closed over an open window in the rain in order to let cool air in through the slats, while protecting the open window.

Shutters were originally used to actually "shut up" the house in the owner's absence. They offer an added protection against a break-in.

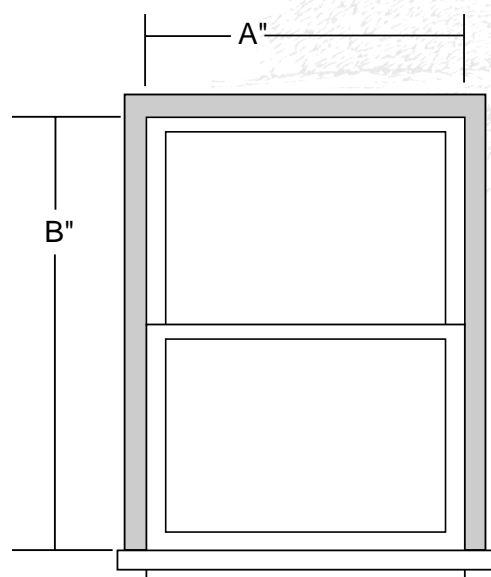
Originally, shutters were meant to close over the window, and they still look best if they appear to have this feature.

Here are some shutter tips:

- 1) Size the shutters so each one could cover half the window.
- 2) Do not install them on picture windows or other large windows where they could not cover the sash.
- 3) For a traditional look, use the old-fashioned shutter hinges and hold-backs. They will also let you remove the shutters easily for cleaning or repainting. Attach the hinges directly to the window casing.

Measuring for shutters:

Shutters were originally the first storm windows, and size is the same as storms or screens. They fit inside the window casing. The correct size always looks best, even if only used for decoration.



Simply measure "A" from Brick Mold to Brick Mold, and "B" from Brick mold to window sill. Proper fitted Shutters should be half of width, "A" and full Height of "B".

For functional closing shutters, a slight bevel would be required on bottom for window sill. Typically center rail should be in line with center sash.



SHUTTERS

A. STANDARD LOUVER
BLINDS WITH RADIUS
TOP.
CEDAR



A

B. FAN TOP LOUVER
BLINDS WITH RADIUS
TOP.
CEDAR



B

C. STANDARD LOUVER
BLINDS WITH OPTIONAL
FAKE TILT ROD.



C

D. FLUSH BEVELED
LOUVER WITH OPTIONAL
PEGS.



D



The Finest Quality

SHUTTERS



E



F

E. PLANTATION LOUVER
BLINDS.
REDWOOD

F. STANDARD TWO PANEL
SHUTTERS FINGER JOINT
WITH RADIUS TOP. CEDAR

G. TWO RAISED PANEL
SHUTTER FINGER JOINT.
CEDAR



G



H

H. PANEL OVER LOUVER
WITH MOON CUTOUT.
CEDAR



The Finest Quality

SHUTTERS

A. CLEAR CEDAR RAISED
PANEL.

B. THREE PANEL FINGER
JOINT.
CEDAR

C. CUSTOM UNIT - 4
COMBINED SHUTTERS
WITH RADIUS TOP.

TOP SECTION- FIXED
LOUVERS

MIDDLE SECTION- 2 1/2"
MOVABLE LOVERS

BOTTOM- RAISED PANEL.
CYPRESS



A



B



C



The Finest Quality

SHUTTERS



D



E

D. TONGUE AND GROOVE IN FRAME.

E. STANDARD BOARD & BATTEN SHUTTERS. CEDAR

F. BEADED BOARD IN FRAME WITH OPTIONAL RADIUS TOP AND BAR.



F

BOARD & BATTEN SHUTTERS

- (1) PROFESSIONALLY BUILT
- (2) 3/4 THICK CLEAR WESTERN RED CEDAR
- (3) TONGUE AND GROOVE CONSTRUCTION
- (4) WATERPROOF GLUE
- (5) CHAMFERED BATTENS
- (6) CUSTOM SIZES AND DESIGNS AVAILABLE
- (7) 3 YEAR WARRANTY



The Finest Quality

CUSTOM SHUTTERS

A. THREE RAISED
PANEL WITH OPTIONAL
SIZED RAILS AND PANEL
SHAPING PROFILE.
MAHOGANY

B. LOUVER BOSTON
STYLE (W/HORNS) WITH
OPTIONAL COPPER CAPS.

C. STANDARD LOUVER
BLINDS WITH DESIGN
ARTWORK AND FAKE
CONTROL ROD APPLIED.
CEDAR

D. PLANTATION
LOUVER BLINDS WITH
DECORATIVE CUTOUT.
MAHOGANY



A



B



C



D



The Finest Quality

CUSTOM SHUTTERS



E



F

E. LOUVERED BLIND
WITH APPLIED TRIM,
OPTIONAL PEGS AND
DECORATIVE SOUTH
CAROLINA CUTOUT.

F. MOVEABLE LOUVERS.
CEDAR

G. SQUARE EDGE
LOUVERS 1/2"X5".
MAHOGANY



G



The Finest Quality

CUSTOM DESIGN

DON'T JUST SETTLE FOR THE STANDARD "COOKIE CUTTER" CUTOUTS FROM OTHER COMPANIES. (IF THEY CAN DO IT AT ALL).

WE CHALLENGE YOU TO BE CREATIVE.

HAVE IT YOUR WAY

LET US PERSONALIZE YOUR PROJECT WITH A SHUTTER YOU HAVE CREATED. PROVIDE US WITH A DRAWING OR DIGITAL PICTURE, AND UTILIZING OUR "STATE OF THE ART" EQUIPMENT, WE WILL PERSONALIZE A CUSTOM DESIGNED SHUTTER UNIQUE ONLY TO YOU.

IN ADDITION, WE HAVE THE CAPACITY TO MACHINE AN INTRICATE 3 DIMENSIONAL DRAWING INTO YOUR SHUTTER. I DARE YOU TO ASK OTHER COMPANIES TO DO THAT!

WE ARE STRICTLY CUSTOM WHICH IS WHY WE CAN OFFER THIS SERVICE AT AN AFFORDABLE PRICE AND ACCEPTABLE LEAD TIME.

AND IF YOU EVER NEED ADDITIONAL SHUTTERS OR HAVE TO REPLACE ONE, WE WILL KEEP YOUR DESIGN ON FILE FOR WHENEVER YOU NEED IT.

THE FOLLOWING ARE JUST A FEW EXAMPLES OF WHAT WE HAVE DONE FOR OTHER CUSTOMERS:



GENIE LAMP



GEORGIA



PALM



WREATH



The Finest Quality

PINE / SPRUCE



A



B

PRODUCT FEATURES:

1. DESIGNED FOR HINGES
2. MORTISE & TENON JOINERY FOR BOTH LOUVER AND PANEL!
3. SIZES - WIDTH 12" TO 16" HEIGHT UP TO 89"
4. AVAILABLE WITH RADIUS TOPS
5. 1 1/8" THICKNESS
6. HIGH STRENGTH TO WEIGHT RATIO
7. ONE YEAR WARRANTY
8. FINGER JOINT STILES AND RAILS

SHUTTERS

COBBLESTONE MILL WOODWORKS, INC. IS PROUD TO INTRODUCE A NEW PRODUCT LINE OF PINE / SPRUCE SHUTTERS. THIS ECONOMICAL PRODUCT IS FOR THE COST CONSCIOUS CUSTOMER WHO REFUSES TO GIVE UP QUALITY FOR PRICE.

PINE & SPRUCE

A. RAISED PANEL

B. LOUVER



The Finest Quality

ACRYLIC POLYMER

COBBLESTONE MILL WOODWORKS INC., OFFERS AN EXCLUSIVE SHUTTER THAT HAS THE APPEARANCE OF WOOD WITH ALL THE BENEFITS OF A MAINTENANCE FREE PRODUCT. HAVING TESTED NUMEROUS PVC, AND OTHER COMPOSITE TYPE MATERIALS WE DISCOVERED OUR ACRYLIC POLYMER EXCEEDS ALL OUR EXPECTATIONS FOR DURABILITY AND LONG LIFE. NOW MANY YEARS AFTER ITS INTRODUCTION, CUSTOMERS ARE STILL ENJOYING THEIR LONG TERM INVESTMENT AT A VERY AFFORDABLE PRICE.

A. RAISED TWO PANEL.

B. LOUVER BLINDS WITH RADIUS TOP.

C. FULL LOUVER.

D. RAISED PANEL WITH DECORATIVE CUTOUT.

COBBLESTONE "NO ROT" EXCLUSIVE



A



B



C



D



The Finest Quality

ACRYLIC POLYMER CO-EXTRUDED SHUTTERS

FEATURES:

- A. LOOK SIMILAR TO OUR HEAVY PLANTATION CEDAR LOUVERS AND PANEL SHUTTERS.
- B. WE CAN MANUFACTURE ALL STANDARD AND CUSTOM SIZES IN HEIGHTS AND WIDTH WITHOUT ANY LONGER LEAD TIMES.
- C. ADDITIONAL RAILS AND RELOCATION OF CENTER RAILS WHERE REQUIRED.
- D. OUR SHUTTER CAN BE HINGED, DRILLED, NAILED, SCREWED, OR MACHINED LIKE WOOD! (MAY REQUIRE ADDITIONAL HINGE FOR TALLER SHUTTERS). ADDITIONAL FASTENERS AND SPACER ARE REQUIRED FOR UNSUPPORTED CORNERS.
- E. WILL NOT ROT, ABSORB MOISTURE, CHIP, SPLIT AND IS INSECT RESISTANT.
- F. HOLDS A 15-YEAR WARRANTY.
- G. OUR PRODUCTION TIME ON THIS PRODUCT WILL BE APPROXIMATELY TWO WEEKS OR LESS FOR ALL STANDARD AND CUSTOM SIZES.
- H. RADIUS, SEGMENT TOPS, LOUVERS BLINDS AND RAISED PANEL SHUTTERS ARE AVAILABLE.
- I. HAS NO KNOTS, SURFACE DEFECTS OR FINGER JOINTS.

HINGING APPLICATION: WE RECOMMEND 3 HINGES PER SHUTTER FOR ANY SIZE OVER 75" IN HEIGHT, STRAP HINGES FOR ANY SIZE OVER 20" WIDE.

****LOUVERED PRODUCTS NOW AVAILABLE IN PRE-PRIMED GRAY WITH PANELS AVAILABLE IN THE NEAR FUTURE****

PAINTING INSTRUCTIONS FOR ACRYLIC POLYMER

WIPE SURFACE CLEAN USING A DAMP CLOTH OR USE SIMPLE GREEN ALL PURPOSE CONCENTRATE. DO NOT USE CLEANERS OR SOLVENTS CONTAINING HYDROCARBONS SUCH AS MINERAL SPIRITS AS THEY LEAVE A RESIDUE THAT MAY PREVENT THE PAINT FROM ADHERING TO THE SURFACE OF THE SHUTTER.

FOR BEST RESULTS, A LIGHT SANDING OR SCUFFING IS RECOMMENDED PRIOR TO PRIMING OR FIRST COAT USING A 220 GRIT SANDPAPER OR SCRATCH PAD.

WE RECOMMEND USING SHERWIN WILLIAMS ACRYLIC LATEX SUPERPAINT OR LIKE PRODUCT FOR PAINTING SLICK OR SMOOTH SURFACES. SHERWIN WILLIAM'S RECOMMENDATION IS APPLYING AN A 100 EXTERIOR BONDING PRIMER AND USING SUPERPAINT FOR TOP AND OR FINISH COAT APPLICATIONS.

NOTE:

PAINTING ACRYLIC SHUTTERS IS HIGHLY SENSITIVE TO THE ENVIRONMENT. DRYING AND CURING TIMES WILL VARY DEPENDING ON THE AMBIENT TEMPERATURE AND RELATIVE HUMIDITY. **DRYING TIME CAN EXCEED 2 WEEKS OR LONGER DEPENDING ON CONDITIONS.** ALSO, DARKER COLOR PIGMENTS WILL EXTEND DRYING TIMES. **NEVER APPLY A SECOND COAT UNTIL FIRST COAT OR PRIMER IS ABSOLUTELY DRY AND CURED.** FAILURE TO DO SO MAY RESULT IN PAINT PEELING. ALWAYS REFER TO PAINT MANUFACTURER'S RECOMMENDATIONS AND DIRECTIONS.

LIMITED WARRANTY

COBBLESTONE MILL WOODWORKS INC. WILL WARRANT OUR EXCLUSIVE ACRYLIC POLYMER PRODUCT LINE FOR (15) YEARS, TO BE FREE OF DEFECTS WHICH RENDERS SHUTTER OR BLINDS UNUSABLE OR UNFIT FOR ORDINARY APPLICATIONS.

AT OUR DISCRETION, COBBLESTONE MILL WOODWORKS INC. WILL REPAIR OR REPLACE PRODUCT IF FOUND TO CONTAIN MANUFACTURING OR MATERIAL DEFECT WITHIN 30 DAYS AFTER DELIVERY, WITH PRIOR WRITTEN CONSENT ONLY. AT NO TIME WILL REFUNDS BE ISSUED. WE WILL NOT BE HELD LIABLE FOR MODIFICATIONS OR REPAIRS PERFORMED BY YOUR COMPANY OR YOUR CUSTOMER. FINAL WARRANTY INSPECTION WILL BE DONE AT OUR FACILITY. IF A CLAIM IS FOUND TO BE INVALID, THE REPAIRS OR REPLACEMENT WILL BE PAID BY THE CUSTOMER. COBBLESTONE MILL WOODWORKS INC. WILL NOT COMPENSATE FOR ANY PAINTING, OR RE-INSTALLATION OF OUR PRODUCTS DUE TO REPAIR OR REPLACEMENT.

THE ACRYLIC POLYMER SHUTTER IS MANUFACTURED IN GRAY AND DOES NOT REQUIRE PAINTING. DUE TO THE GENERAL NATURE OF THE MATERIAL (UNLIKE THE CHARACTERISTICS OF WOOD) MORE MOVEMENT IS EXPECTED AND THUS PANELS AND LOUVERS ARE DESIGNED TO "FLOAT" WHICH MAY EXPOSE UNPAINTED SURFACES. ALSO, BE ADVISED THAT IF THE PRODUCT IS PAINTED A DARKER COLOR AND/OR EXPOSED TO DIRECT SUNLIGHT, SLIGHT BOWING MAY OCCUR. THIS IS NORMAL AND WILL NOT AFFECT THE INTEGRITY OF THE PRODUCT AND WILL NOT BE WARRANTED.

ACRYLIC POLYMER

PRODUCT SPECIFICATIONS:

THE CORE CONTAINS WOOD FIBERS AND THERMOPLASTIC RESINS TO ENHANCE PHYSICAL PROPERTIES, CAPPED WITH A UV STABILIZED (ASA) ACRYLIC POLYMER MATERIAL. THE CAP IS KNOWN FOR ITS SUPERIOR WEATHERABILITY AND RESISTANCE TO YELLOWING AND COLOR CHANGE, UNLIKE PVC PRODUCTS. THE CORE ALSO CREATES A LAYER OF INSULATION WHICH REDUCES HEAT BUILD UP, ALLOWING OUR PRODUCT TO PERFORM BETTER WHEN PAINTED IN DARKER COLORS (WHICH MAY LEAD TO HEAT DISTORTION IN OTHER PRODUCTS).



The Finest Quality

CONSIDER THE ADVANTAGES

- SIGNIFICANT COST SAVINGS OVER COMPOSITES, PVC, FIBERGLASS, AND POLYMER SHUTTERS AND BLINDS.
- GREAT FOR HIGH MOISTURE COASTAL AREAS AND HISTORICAL PROJECTS.
- FACTORY APPLIED COATING PENETRATES AREAS WHICH BRUSHING AND SPRAY APPLICATIONS CANNOT.
- TREATS ANY WOOD SPECIES INCLUDING ALL OUR WOOD SHUTTERS, SCREEN DOORS, AND EXTERIOR LOUVER DOORS.
- WORKABILITY OF WOOD-ALLOWING CHANGES OF SPECIFICATIONS SUCH AS STILE AND RAIL WIDTHS AND THICKNESS WHICH IS NOT AVAILABLE IN COMPOSITES.



The Finest Quality

BLUWOOD[®]

THE COLOR OF PROTECTION.

COBBLESTONE MILL WOODWORKS, INC. IS PROUD TO OFFER **BLUWOOD**[™] COATING FOR ALL OF OUR WOOD PRODUCT LINES. **BLUWOOD**[™] IS AN INNOVATIVE, CUTTING EDGE WOOD COATING TECHNOLOGY THAT PROTECTS WOOD FROM THE COSTLY EFFECTS OF ROT, FUNGI, AND WOOD INGESTING INSECTS. **BLUWOOD**[™] WILL ONCE AGAIN MAKE WOOD THE CHOICE FOR ALL EXTERIOR APPLICATIONS THAT WILL RECEIVE TOP COAT FINISHES, ADDITIONAL PRIMING RECOMMENDED BUT NOT NECESSARY. ALWAYS REFER TO YOUR PAINT MANUFACTURER'S RECOMMENDATIONS.

PRODUCT FEATURES:

1. FACTORY APPLIED TECHNOLOGY ENSURES COMPLETE COVERAGE INCLUDING HIDDEN AND INACCESSIBLE AREAS WHERE PAINTING BY BRUSH OR SPRAY CAN NOT REACH.
2. CONTAINS NO VOC EMISSIONS, CARCINOGENIC, HEAVY METALS, ALDEHYDES OR SOLVENTS.
3. BONDS TO ALL WOOD PRODUCTS AT THE CELLULAR LEVEL.
4. MOISTURE CONTROLLING PROPERTIES THAT HELP MINIMIZE SPLITTING, WARPING, AND OTHER NATURAL CHARACTERISTICS OF LUMBER.
5. TESTED IN ACCORDANCE WITH AWPA STANDARDS OF EVALUATION FOR MOLD GROWTH, ROT, FUNGI AND WOOD INGESTING INSECTS INCLUDING TERMITES.
6. CLEAR COATING IS AVAILABLE FOR STAIN APPLICATIONS.
7. LIMITED LIFETIME WARRANTY
8. IS NON-CORROSIVE TO METAL PLATES AND FASTENERS.
9. WILL ACCEPT OIL BASE OR LATEX PAINT


BLUWOOD, PERFECT BARRIER, PRIMEPERFECT, AND THE COLOR BLUE ARE TRADEMARKS OF WOODSMART SOLUTIONS INC. COPYRIGHT 2007. ALL RIGHTS RESERVED BY WOODSMART SOLUTIONS INC., BOCA RATON, FLORIDA.

ADDITIONAL INFORMATION

NOTE:

ANY POST DELIVERY MODIFICATIONS SUCH AS TRIMMING AFTER FACTORY COATING HAS BEEN APPLIED WILL REQUIRE RESEAL OF ANY EXPOSED SURFACES. CALL OUR SALES DEPARTMENT FOR ADDITIONAL INFORMATION. FAILURE TO COMPLY WILL VOID WARRANTY AGREEMENTS.

*LIKE ALL PRIMERS, BLUWOOD MAY CAUSE A SLIGHT RAISING OF THE GRAIN. A SIMPLE LIGHT SANDING BETWEEN COATS MAY BE REQUIRED.



The Finest Quality

COBBLESTONE COMBINATION

STORM / SCREEN DOOR

COBBLESTONE MILL
WOODWORKS, INC.
HAS DEVELOPED AN
EXCLUSIVE INNOVATIVE
DESIGNED STORM/
SCREEN DOOR WITH
BOTH SUPERIOR
CRAFTSMANSHIP AND
CONVENIENCE IN MIND.



ALSO IDEAL FOR SCREENED
IN PORCHES.

THE DOOR COMES WITH 2 INSERTS:

1. THE SCREEN TO HELP YOU TAKE ADVANTAGE OF YOUR COOL SUMMER BREEZES.
2. THE STORM GLASS TO PROTECT YOU FROM THE WINTER COLD.

MANUFACTURED WITH "STATE OF THE ART" CONSTRUCTION

1. ALL DOORS ARE STILE AND RAIL DESIGNED WITH PEGGED MORTISE AND TENON JOINERY.
2. EXTERIOR "WATERPROOF" GLUE.
3. #330 STAINLESS STEEL, ANTI-CORROSIVE CAM SYSTEM FOR EASY REMOVAL AND POSITIVE FIT.

AVAILABLE

1. QUARTERSAWN SAPELE (MAHOGANY) FOR STABILITY AND LONGEVITY.
2. THICKNESS AVAILABLE 1 1/4" TO 1 3/4".
3. STANDARD BRONZE SCREEN
AVAILABLE IN:
CHARCOAL FIBERGLASS, GRAY & BRIGHT ALUMINUM, PET AND "NO SEEUM" SCREENS
4. 1/8 INCH TEMPERED GLASS.
5. STANDARD AND CUSTOM DOOR SIZES.
6. RADIUS AND SEGMENT TOPS.
7. OUR EXCLUSIVE PRIME PERFECT BLUWOOD PRIMING AVAILABLE UPON REQUEST.



The Finest Quality

DOORS



A




B

A. CUSTOM LOUVER
OVER PANEL DOOR.
WHITE PINE

B. TWO SECTION
LOUVER DOOR.
WHITE PINE

C. CUSTOM FOUR PANEL
DOOR.
SAPELE

D. NON VENTING
LOUVER DOOR.
CHERRY



C



D

AVAILABLE:

1. MOVEABLE LOUVERS
2. CUSTOM SIZE BLINDS
3. PANEL COMBINATION
4. THICKNESS FROM
1 1/8" TO 2 1/4".
5. NON VENTING
LOUVER



The Finest Quality

CAFÉ DOORS

A. CUSTOM CAFÉ DOORS.

– Raised panel or louver - standard 39" in length, 1 1/4" thick white pine, other lengths, thickness and wood species are available upon request.

B. OLD WEST SALOON DOORS.

– Sapele mahogany, standard 55" in length 1 1/2" thick, minimum of 30" opening size, other wood species are available upon request.

C. STOCK PANEL CAFÉ DOORS.

– White pine, standard 36" in length, 1 1/4" thick, other lengths, thickness and wood species are available upon request.

D. STOCK LOUVER CAFÉ DOORS.

– White pine, standard 36" in length, 1 1/4" thick other lengths. thickness & wood species are upon request.

E. PAINT GRADE CAFÉ DOORS.

– Pine / Spruce mix, 36" in height, 1 1/8" thick. 36" maximum opening size (No Modifications)

F. PAINT GRADE LOUVER CAFÉ DOORS

– Pine / Spruce mix, 36" in height, 1 1/8" thick. 36" maximum opening size (No Modifications)

**HARDWARE
AVAILABLE,
SEE PAGE 21**



The Finest Quality



A



B



C



D



E



F



BAHAMA SHUTTER

A. CLEAR WESTERN
RED CEDAR, OTHER
SPECIES AVAILABLE UPON
REQUEST.

B. RADIUS 1/2 ROUND
TOP BAHAMA SHUTTER

AVAILABLE IN ACRYLIC
POLYMER


HARDWARE
AVAILABLE,
SEE PAGE 20



A



B



The Finest Quality

BAHAMA SHUTTER HARDWARE

A. BAHAMA ARMS

– Aluminum telescopic adjustable arm, with thumb screw & 2 pivotal brackets on each end aluminum finish. (screws not included) Not recommended for larger size shutters due to weight restrictions.

B. HEAVY DUTY

BAHAMA ARMS (STAYS) –

Heavy duty bahama shutter stays, black powder coated with brass locking pins, with wall mount brackets & optional sill mounts included. Stays are available in fixed length (24" or 36") or in adjustable version (24" to 36"). Stay bars can be cut down for reduced length where desired.

C. BAHAMA HINGE




– Our Standard continuous aluminum hinge (mounts to top of shutter) with bronze finish. Male part (mounts to brick mold is 1 3/8" wide, female part (attached to top of shutter) is 1 1/8" wide (Screws not included)

D. BAHAMA HARLEY HINGE

– Stainless steel with brass socket. Designed exclusively by CMW for 1/2 circle radius top bahama shutters - special order (screws not included). Required 2 per shutter (patent application pending)

E. HEAVY DUTY BAHAMA HINGE

– Extruded aluminum T-6 Mill finish. Male half - 1 1/8" (mounts to top of shutter), female Half - 2 3/8" (mounts to brick mold). Recommended for larger non-standard size bahama shutters. (screws not included).



The Finest Quality

HARDWARE



A



B



A. CAFÉ HARDWARE

– Satin brass finish - gravity double acting hardware (swings 90 degrees). Maximum door width 24", maximum per door weight 25 lbs. for doors 1 1/8" to 1 1/4" thick. Complete set for 1 opening. (1 set of Café Doors). *** Not for use with style A or style B Café Doors***.

B. HEAVY DUTY DOUBLE ACTING CAFE HARDWARE

– Available in satin bright brass, oil rubbed bronze or satin nickel. sold by each (not pairs).

- 1). 4" Hinge, 7/8" to 1 1/8" thick doors, 75 lb rating.
- 2). 5" Hinge, 1 1/8" to 1 3/8" thick doors, 100 lb rating.
- 3). 6" Hinge, 1 1/4" to 1 3/4" thick doors, Maximum door size 36"x96".

C



C. SCREEN DOOR HARDWARE SET

– Finished in black, with one hydraulic closer piston. three 3"x2 1/2" surface hinges with screws and 1 door latch (knob). For 1 1/8" to 1 3/8" thick doors. Maximum door size 36"x96".



The Finest Quality

L SHAPED HINGE

A. BUILDER GRADE HINGES

– Stamped steel. Sold in pairs, 2 pair per box, in 1 1/8", 2 1/6", or 4 1/4" off sets. Pintels are - 1 1/4" wide, 3 1/2" tall. Hinges are 5 1/8" wide, 4 1/4" tall, black baked on powder finish.

B. STAINLESS STEEL HINGES

– Sold in pairs, 2 pair per box, 1 1/2" offset, 2 1/4" offset - smooth black finish. Same specs as stamped steel, black baked on powder finish.

C. WROUGHT STEEL HINGES

– Finished in wrought iron black over zinc plating. Sold in pairs, 1/2", 1 1/2", 2 1/4" offsets. Pintels are 1 1/2" wide, 3 3/4" tall. Hinges are 6" wide.

A



B



C



The Finest Quality

SHUTTER DOGS

A. BUILDERS GRADE


– Stamped steel, hammered finish. 7" tall, 2 1/2" wide, with non-rattling spring, 4 1/2" lag screw painted black. Sold in pairs.

B. GALVANIZED ALUMINUM


– High tensile aluminum alloy, smooth finish, painted black, with non-rattling spring, 4 1/2" lag screw. Sold in pairs.

C. WROUGHT STEEL

– Finished in wrought iron black over zinc plating -. 6 3/4 " tall, 4 1/2: lag screw. (non-rattling spring not included). Sold in pairs.




A



B



C



The Finest Quality

HARDWARE

A. #35-LA FLOWER HOLDBACK

– Cast iron head, 4 1/2" tall (Special Order).

B. #95-A RAT TAIL HOLDBACK

– (Long Arm), 15 3/4" wide, 5 3/8" tall (Special Order).

C. 12" LONG STRAP HINGE






– Original design. Available in 10", 12", 14" and 16" wide length available in 1/2", 1 1/2", 3 1/4" offsets. (Special Order)

D & E. BULLET CATCH

– Copper clip with brass screw (3 1/4" x 1" x 1" (Special Order).

F. COPPER CAP

– For our standard 1 1/4" thick shutter; other shutter cap thicknesses available. (Special Order).



The Finest Quality

HARDWARE

A



B





C




D



E



F



A. 707 SLIDE BOLT

- Wrought steel, traditional design - 10 3/4" x 2". (also available # 607 slide bolt - 12" x 2") powder coated black.

B. JW 707

- 6" Slide bolt, cast iron, powder coated black.

C. ROUNDED PINTLE SHIM

- Shim for rounded pintels, solid black plastic, 1/4" thick, sold as each. To be used with wrought steel hinges only. (Special Order)

D. SHUTTER RING PULL

- Wrought iron. (Model #770) (Special Order). Black Finish

E. PARLIAMENT HINGES

- Hinges are zinc plated & Finished in wrought iron black. 3" wide, 2 1/2" tall. Also available in widths of 3 1/2", 4", 5", 6" & 7". (Special Order)

F. NO. 3 HOOK TO SCREW

- Adjustable, 4" or 6" lengths (Special Order)



The Finest Quality

FSC CERTIFIED

OUR WESTERN RED CEDAR PRODUCT LINE ORIGINATES NOW FROM MANAGED PROTECTED FORESTS. FSC CERTIFIED MATERIAL ENSURED FORESTRY IS PRACTICED IN AN ENVIRONMENTALLY RESPONSIBLE SOCIALLY BENEFICIAL AND ECONOMICALLY VIABLE WAY.

PRIMING

COBBLESTONE IS NOW OFFERING OUR BLUWOOD™ PRIMING ON ALL OUR ENTIRE WOOD PRODUCTS LINES

FINISHING

PAINTING APPLICATIONS

- 1) SAND ANY LOOSE FIBERS OR RAISED GRAIN WITH FINE SANDPAPER.
- 2) PRIME THE ENTIRE SHUTTER (ALL EXPOSED SURFACES) WITH A QUALITY OIL BASE PRIMER.
- 3) AFTER PRIMING, IF NECESSARY, SAND AGAIN WITH A MEDIUM OR FINE SANDPAPER.
- 4) CAULK TOP OF SHUTTER WITH A GOOD QUALITY EXTERIOR CAULK FOR PROTECTION AGAINST INFILTRATION OF MOISTURE. FOR BEST RESULTS, WE SUGGEST THE USE OF OUR COPPER CAPS DESIGNED FOR OUR THICKNESS SHUTTERS TO SHED WATER FROM THE TOP.
- 5) FOLLOW UP WITH TWO COATS OF QUALITY EXTERIOR OIL OR LATEX PAINT TO ALL SURFACES.

STAIN APPLICATIONS

- 1) WIPE SURFACE CLEAN AND REMOVE ALL HANDLING MARKS.
- 2) APPLY STAIN PER DIRECTIONS.
- 3) SAND LIGHTLY OR USE A FINE STEEL WOOL FOR ANY GRAIN RAISING OR ROUGHNESS.
- 4) APPLY AT LEAST TWO COATS OF QUALITY VARNISH OR POLYURETHANE SEALANT, USING STEEL WOOL AGAIN BETWEEN COATS.

SHIPMENT

ALL SHIPMENTS ARE F.O.B. BALL GROUND, GEORGIA
DAMAGE

DAMAGE OR DEFECTS AS A RESULT OF SHIPMENT BY COMMON CARRIER BECOMES THE RESPONSIBILITY OF THAT CARRIER. ANY DAMAGE SHOULD BE NOTED ON FREIGHT BILL AND CLAIMS PROMPTLY FILED WITH FREIGHT COMPANY, NOT COBBLESTONE MILL WOODWORKS, INC.

RETURNS

RETURN OF SPECIAL OR CUSTOM MANUFACTURED ORDERS WILL NOT BE ALLOWED. ALL OTHER RETURNED MERCHANDISE WILL BE ASSESSED A 20% RESTOCKING FEE AGAINST ANY CREDIT GIVEN. CREDIT WILL BE ISSUED ONLY TOWARD FUTURE INVOICES. ALL FREIGHT CHARGES ON RETURNED MERCHANDISE BECOMES THE SOLE RESPONSIBILITY OF OUR DISTRIBUTORS.

ACCEPTANCE OF ORDERS / CANCELLATION

ONCE A PURCHASE ORDER HAS BEEN ISSUED BY YOU AND ACCEPTED BY COBBLESTONE MILL WOODWORKS, INC., IT IS SUBJECT TO A CANCELLATION FEE. FEE WILL BE DETERMINED BY, BUT NOT LIMITED TO, THE PROGRESS OF ORDER IN SHOP, AND BILLED TO THE ORIGINAL PURCHASE ORDER NUMBER.

ALL SPECIAL ORDER AND CUSTOM ITEMS MAY NOT BE CANCELLED AT ANY TIME.



The Finest Quality



Cobblestone Mill Woodworks, Inc.



There's no ambiguity in the name we give to those double doors that flank the windows of our houses. We call them shutters. So it seems reasonable to expect them to shut.

This Old House
July/August 1996

"We're Not Just About Shutters!"



Our Limited Warranty

Cobblestone Mill Woodworks will warrant all of our product lines for one (1) year from date of shipment, an exclusive three (3) year warranty on our western red cedar mortise and tenon products, to be free of defects which renders shutters, blinds, or doors unusable or unfit for ordinary applications.

At our discretion, Cobblestone Mill Woodworks will repair or replace product if found to contain manufacturing or material defects within thirty (30) days after delivery, with prior written consent only. (At no time will refunds be issued). We will not be held liable for modifications or repairs performed by your company or your customers. Final warranty inspection will be done at our facility. If claim is found to be invalid, repair or replacement will be paid by the customer. Cobblestone Mill Woodworks will not compensate for any painting, or re-installation of our products due to repair or replacement.

This warranty is valid only if product is properly and completely primed/painted and/or sealed top, bottom, and all sides and surfaces, with two additional finish coats. (See finishing).

Shutters and doors must not be stored in areas where they will be subject to high humidity or extreme heat prior to priming. Failure to comply will void all warranties.

Note: Panel shrinkage may occur from acclimation to certain weather conditions. Under normal situation, panels are designed to shift, therefore movement or shifting cannot be warrantied.

Cobblestone Mill Woodworks, Inc.

325 Wilbanks Drive

Ball Ground, Ga 30107

Ph: 770-345-5612 • Toll Free: 1-800-591-4597 Fax: 770-345-5628

Email: cobblestone1@windstream.net

www.cobblestone-mill.com