


IT'S TIME TO RE-THINK
REPLACEMENTS.

TRANSCEND[®]

REPLACEMENT WINDOWS & PATIO DOORS



SIERRA
PACIFIC
WINDOWS

RE-WINDOW WITH SIERRA PACIFIC.



TRANSCEND®
Replacement Windows
& Patio Doors.



Whether you're replacing, renovating, remodeling or rebuilding, we have exactly what you're looking for. Our Transcend replacement windows and patio doors make it easy to upgrade to the premium performance, unsurpassed beauty and superior energy efficiency of Sierra Pacific.

When you're shopping for new windows, consider this: Sierra Pacific has the confidence to offer one of the industry's toughest, most comprehensive warranties on its replacement wood windows and doors.

RELAX, WE'LL MAKE THIS EASY.

Replacing windows is simple. Your contractor can do all the measuring, ordering and installation. Quite often, he can replace your windows without even making a mark on your wall. Or he can transform a worn out little double hung into a room brightening patio door.

While most replacement windows come in very limited sizes, styles and options, Transcend gives you almost unlimited choices. So you can match your existing decor, or redo any room with the look you've always wanted.



NOTHING RENEWS LIKE REAL WOOD.

You can find plenty of cheap vinyl replacement windows to choose from. But nothing beats the natural warmth and beauty of genuine wood. Transcend windows feature select wood interiors with aluminum clad exteriors.

Even better, we let you choose from nine beautiful woods—or any workable species—for your replacement windows, patio doors and trim.

INTERIOR TRIM OPTIONS.



THE PERFECTION OF A PREMIUM FINISH.

Nothing beats a factory finish performed with state-of-the-art equipment under rigorously controlled, ultra-clean conditions.


Sierra Pacific gives you two premium options: Ultra Stain and Ultra Coat.

Ultra stain is an advanced, multi-step process that brings out all the beauty of your wood interior. Ultra Coat uses a unique, specially formulated, two-part catalyzed polyurethane paint. The white or black interior paint is so durable, it could be used outdoors.

Both Ultra Stain and Ultra Coat are so tough, they resist scratching and marring, and so superior, they provide advanced protection against moisture.



ULTRA COAT



ULTRA STAIN

- Clear
- Espresso
- Toffee



REPAINTING IS A THING OF THE PAST.



The exteriors of Transcend windows are fully encased in low maintenance, heavy-duty, extruded aluminum. Ours is at least twice as thick as roll-form cladding.

What's more, our finishing process leads the industry in durability and environmental safety. Non-hazardous AAMA 2604 and 2605 powder-coatings have the color retention, surface hardness and scratch resistance necessary to withstand even the harshest conditions.

As for colors? Nobody gives you more choices than Sierra Pacific. 75 colors and some sensational textures allow you to add warmth, a splash of cheerfulness or a new statement to your designs. We'll also custom match any color you choose.



EXTERIOR CLAD FINISHES

COLOR STAY™ COLLECTION

White 001	✓ Linen 032	French Linen 112	Morning Dove Gray 113	Colonial White 313	Sandstone 003	Beige 335
Tan 043	✓ Gull Gray 007	✓ Seawolf 044	Fashion Gray 111	Slate Gray 045	✓ Battleship Gray 321	TW Black 061
Black Sable 060	Slate Blue 008	Light Blue 046	✓ Steel Blue 114	Aqua Mist 115	Hampton Blue 323	Sage Green 005
Teal 047	Hemlock Green 048	Patina Green 051	Forest Green 049	Evergreen 009	Green 004	✓ Hartford Green 050
Moss 031	✓ Greek Olive 081	Terra Cotta 053	✓ Clay 026	ICI Brown 056	✓ Colonial Red 054	Harvest Cranberry 010
Burgundy 055	Deep Plum 116	Deep Taupe 077	✓ Antique Bronze 057	TW Brown 058	✓ Bahama Brown 309	Regal Brown 059
Brown 002	✓ Bronze 024	✓ Black 023				

TEXTURED COLLECTION

Peppered Steel 110	Sift Espresso 097	Mocha 098
Cajun Spice 099	Pesto 100	Available AAMA 2604 only.

WEATHERED COLLECTION

Weathered Café Royale 104	Weathered Cocoa 105	Weathered Brown 034
Weathered Bronze 078	Weathered Clay 075	Weathered Red Pepper 106
Weathered Rust 076	Weathered Basil 107	

INDUSTRIAL COLLECTION

Medium Bronze Industrial 101	Dark Bronze Industrial 102
---------------------------------	-------------------------------

PEARL METALLIC COLLECTION

El Cajon Silver 068	Platinum 067	Light Bronze Pearl 069
Medium Bronze Pearl 070	Dark Bronze Pearl 071	

METALLIC COLLECTION


Alpine Silver 062	Metalllic Champagne 063	Bronze Classic 064
Classic Copper 088	Copper Penny 065	

ANODIZED COLLECTION

Clear Anodized 103/332	Medium Bronze Anodized 096/307	Dark Bronze Anodized 095/306
Black Anodized 117/353	Copper Anodized 352	

✓ Colors available in vinyl
Printing limits our ability to show colors precisely.
See your local representative for actual cladding samples.

FINE-TUNE YOUR WINDOWS FOR OPTIMAL PERFORMANCE.



What's the best glazing for your new windows and patio doors?

Obviously, what's best for a freezing northern winter is not necessarily right for a hot southern summer. Our high-performance glazing options are the answer. With one of the broadest selections in the window industry, Sierra Pacific lets you choose exactly the right performance glass for your exact weather and environmental conditions.

You can choose glazing to improve your energy efficiency and cut your energy bills. You can capture the sun's heat, or reflect it. You can also reduce outside noise, block the sun's damaging UV rays, or even enhance your privacy.



Low-E 366		Cardinal's triple layer silver product for superior performance. 95% UV protection. Solar heat gain coefficient of 0.27*. Also available with Preserve® protective film or with Preserve and Neat® coating for a naturally cleaner glass when selecting XL Edge Spacer.
Low-E 366 with i89 Coating**		The same superior performance as regular Low-E 366 (above), but with the addition of i89 coating on the interior surface to increase insulating value and reduce solar heat gain. Meets even the most extreme requirements in the majority of the Canadian Energy Star zones. Also available with Preserve® protective film or with Preserve and Neat® coating for a naturally cleaner glass when selecting XL Edge Spacer.
Low-E 340		Cardinal's newest glazing innovation. It has an amazingly low 0.18* solar heat gain coefficient to keep out the heat even in the blazing sun. Slightly tinted. Blocks 98% of UV rays. Less heat gain when it's hot, less heat loss when it's cold, and the best glare control under the sun. Also available with Preserve® protective film or with Preserve and Neat® coating for a naturally cleaner glass when selecting XL Edge Spacer.
Low-E 180 Passive Solar		A very high (0.70*) coefficient for capturing solar heat gain. Ideal for reducing your heating bills in colder climates. Superior insulation value blocks cold and keeps in the heat. Also available with Preserve® protective film or with Preserve and Neat® coating for a naturally cleaner glass when selecting XL Edge Spacer.
Low-E 180 Passive Solar with i89 Coating**		The same superior performance as regular Low-E 180 (above), but with the addition of i89 coating on the interior surface to increase insulating value. Meets even the most extreme requirements in the majority of the Canadian Energy Star zones. Also available with Preserve® protective film or with Preserve and Neat® coating for a naturally cleaner glass when selecting XL Edge Spacer.
Dual or Triple Pane Low-E		Insulated for improved energy efficiency. Single surface low-E coating to reduce solar heat gain and block UV rays.
Insulated Glass		For moderate climates. Basic glazing with basic performance.
Sound Control		Reduces outside noise by as much as 50% while blocking 99% of damaging UV rays. Laminated for shatter resistance. Available insulated or non-insulated.
FeelSafe® Insulated Low-E with or without Sea Turtle Glazing		Protect your home and our sea turtle population. FeelSafe windows and patio doors are engineered inside and out to resist hurricane-force winds, pounding rain, wind-borne debris, and rapid pressure changes that could implode your home or literally blow off the roof. Available in low-E, low-E 366 or low-E 340.
FeelSafe® Laminated with or without Sea Turtle Glazing		For moderate climates, our non-insulated, shatter-resistant FeelSafe glass provides the utmost security—whether your concern is severe storms or intruders. Also available in low-E 366 or low-E 340.

*All values shown are center of glass. **Interior surface coatings, also known as surface #4, are applied to the interior (room-side surface) of a dual pane IG unit, resulting in improved thermal performance and lower heating costs. Because the coating reflects heat back into the room, the room-side pane of glass will be slightly colder in winter, causing a higher potential for interior condensation.

DESIGNER HARDWARE THAT FITS YOUR HAND AS WELL AS YOUR DECOR.



Add the perfect finishing touch to your new windows with our designer hardware. We offer a stylish selection of superbly engineered, beautifully finished handles and locking mechanisms. Each one is specifically designed to complement our Transcend windows and patio doors.




Our contemporary Encore handle folds out of the way of your window treatments.




Transcend sliding patio door.



Transcend swinging patio doors come with the security of 3-point locking.



With as many as 11 finishes to choose from, you'll be able to match your décor perfectly.



Coppertone Champagne Brushed Nickel Brushed Chrome Bronze Polished Chrome White Antique Brass Bright Brass Matte Black Oil-Rubbed Bronze-FB

FOUR WAYS TO REFINE YOUR DESIGN OR CREATE A NEW ONE.



Your easiest and most affordable option is our Sash Replacement system for double hung windows. Your second option is one of our high-performance H3 Pocket Insert windows. They simply pop right in.

For more comprehensive replacements, we also have our H3 full frame line of replacement windows. And, for the ultimate upgrade for full replacement, select from our complete line of made to order premium windows and patio doors.



REPLACE YOUR OLD WINDOWS WITHOUT EVEN TOUCHING THE TRIM.



TRANSCEND DOUBLE HUNG SASH REPLACEMENT KIT



Step 1
Prepare the
opening.

Step 2
Install new jamb
clips and balances.

Step 3
Install new sash.

Step 4
Install new head
weatherstripping.

Step 5
Enjoy your
new window.



If your old double hung window frames are still in good condition, the least expensive way to switch to new, more energy-efficient windows is with a Transcend double hung sash replacement kit. Sized to fit your existing opening, it installs very easily-without removing your existing frame, sill or trim.

Our Transcend sash kit is one of the best, most advanced on the market. Unlike other kits, our jambliner is not only concealed, it's also adjustable for far superior installation and smoother operation.

With other sash kits, trying to obtain a screen to fit the existing opening can be a nightmare. Our sash kits feature an industry leading optional integral screen channel. Matching half or full screens are readily available. Of course, both sash operate, and both tilt in for easy cleaning and removal.

One of Transcend's best features is CoreGuard Plus™. Penetrating to the very core of the wood, CoreGuard Plus is the best wood protection in the industry, and it's a Sierra Pacific exclusive.

REDUCE YOUR ENERGY BILLS WITH THE MOST INNOVATIVE WINDOW OF THE YEAR.

H3®



When we introduced our advanced, new H3® window, Window & Door magazine gave it the Crystal Achievement Award for innovation.

Since then, all we've done is make it better.

The H3 insert window is the easiest replacement you can get. Fully assembled, it's precisely sized to slide right into the existing sash pocket of your old double hung. So you can replace your worn out sash without tearing out your old windows.

This is one replacement window that offers much more than just easy installation. With its patented Fusion Technology™, it offers superior durability, an advanced seal, and upscale design options. The H3 replacement insert is available as a double hung, casement or awning.

The H3 insert window slips easily into the existing sash pocket of your old window.

Solid wood interior for thermal insulation & beauty.

Extra-strong vinyl base frame for superior rigidity and a supremely tight seal.

Available as a double hung, casement or awning, the H3 insert window fits perfectly, performs flawlessly and looks beautiful.


Fusion Technology integrates 3 perfect materials into 1 perfect window.



H3 Awning window



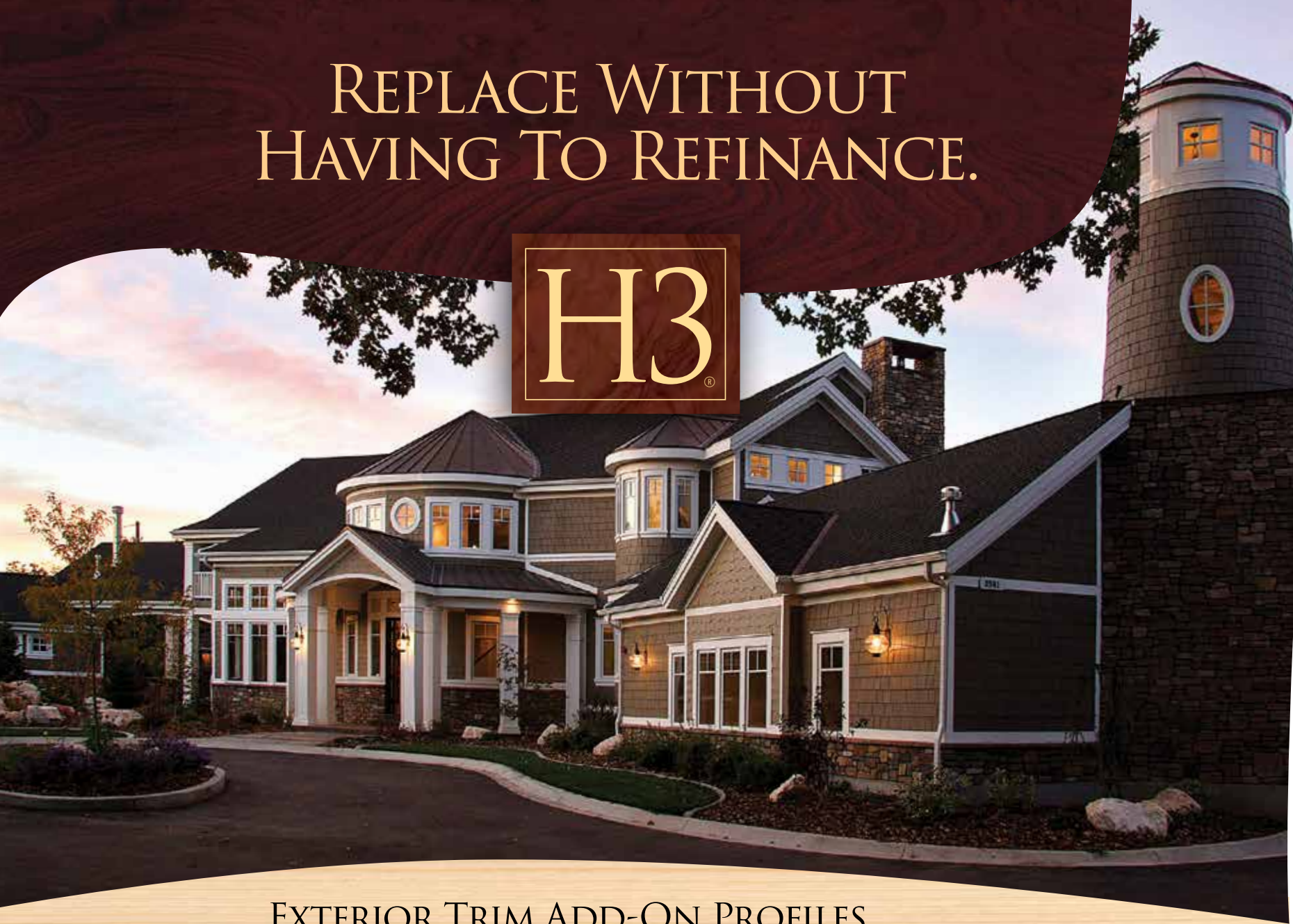
H3 Double hung insert window



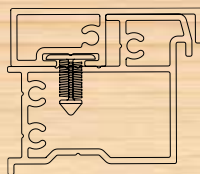
H3 Casement insert window

REPLACE WITHOUT HAVING TO REFINANCE.

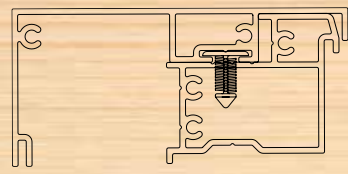
H3



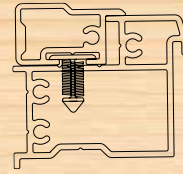
EXTERIOR TRIM ADD-ON PROFILES



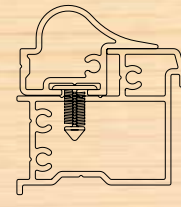
2" Flat Casing



3.5" Flat Casing



2" Brickmould



2" Ovalo

H3 ACCESSORY FRAME



Continuous Head &
Sill Advantage

Our second H3 offering is engineered for use when your existing window frame is in poor condition and the only solution is a full-frame tear out.


Transcend H3 windows are available as a casement, awning, double hung or slider. They come with a vast array of design options so you can make our windows distinctly yours. We use many of the same premium woods, premium hardware and premium grilles as on our premium-priced line.



1-1/2 Auxiliary Brickmould



H3 Sliding Window



How to put a standard size window in a non-standard size opening: use our heavy-duty aluminum trim extenders to fill the gap. Available in 1-7/8", 2-5/16" and 3-1/4" widths. Color-matched to your cladding in AAMA 2605 or 2604 powder-coat. Scored on the back for easy trimming.



With its concealed jamb liner and easy-tilt operation, the H3 double hung looks and performs beautifully.

REPLACE ANYTHING AND EVERYTHING.

Our fourth replacement option is Transcend's comprehensive line of premium clad wood windows and patio doors in standard or custom sizes. If your project involves a full-frame tear out or a new addition, or you're freshening a room with a new window design, we offer a nearly limitless range of operating styles, shapes and decorator choices to match every taste and every home.

Since all Transcend windows and patio doors come with a variety of high-performance glazing options, you can choose the level of energy efficiency that's right for your area.

Don't settle for ordinary replacement windows or ordinary performance. Upgrade to Transcend.



CASEMENT REPLACEMENT WINDOWS.

For top-to-bottom unobstructed views and wide-open ventilation, you can't beat Transcend casement windows. Hinged on the side, ours swing open a full 90 degrees for easy cleaning. They come with our Encore folding handle.



SINGLE & DOUBLE HUNG REPLACEMENT WINDOWS.

Our Transcend single and double hung windows are the most traditional window design. But we've updated this classic window, and turned it into an efficient, high-performance product. Our double hung features a concealed wood jamb liner and an easy-tilt top and bottom sash for cleaning convenience. The single hung has an easy-tilt bottom sash, a half-screen, and a totally clear view through the top sash.

Our single and double hung windows are a piece of artwork all by themselves. But when configured with other Transcend replacements, they can turn an ordinary wall into an extraordinary vision.





MONUMENT SINGLE & DOUBLE HUNG REPLACEMENT WINDOWS.

We've updated this classic window design and turned it into an efficient, high performance product. Our single hung version features a fixed top sash and an easy-tilt bottom. On the double hung, both sash tilt in for easy cleaning.

Our Monument single & double hung windows are designed and built for architectural and light commercial applications. True, they have superior structural performance, but it's their fine craftsmanship and attention to detail that homeowners appreciate.



AWNING REPLACEMENT WINDOWS.

Transcend awning windows are a great choice when you want the fresh air of an open window even if it's raining. They can be used alone, but are most often stacked, combined in a grouping, or placed underneath a large picture window to provide ventilation. They also come with our Encore olding handle.




BAY AND BOW REPLACEMENT WINDOWS.

Transcend bay and bow windows make any room seem larger. With their multi-pane configuration, they create the feeling that the great outdoors is actually part of your room. A bay usually consists of a large fixed window between two casement or double hung units. A bow consists of several casements or double hung units mulled together, creating a smooth arc or bow.



MONUMENT HORIZONTAL SLIDING REPLACEMENT WINDOWS.

Transcend replacement sliders give you a unique style and a slightly more contemporary look than a traditional double hung window. For added design flexibility, ours are available with two lites or three. Horizontal sliding windows are a good alternative in locations—like your deck—where you don't want the sash of a casement or awning window sticking out in the way. Many people simply prefer the clean lines and smooth, gliding operation of our sliding windows.





SWINGING PATIO DOORS.

We offer every choice you can imagine in our patio doors. You can choose doors that swing in or swing out. You can make both doors operable, or just one. And they're easily combined with stationary door panels, sidelites and transoms to create a true room with a view. Available in larger sizes—up to 10' height.



SLIDING PATIO DOORS.

We've re-engineered and redesigned our Transcend sliding patio door to make it the best, most beautiful one on the market. The all-natural, all-wood interior is visually free of any man-made components, and we added a beautiful new handle designed exclusively for us by Truth Hardware. Our sliding door is a great space-saving option compared to an inswing version. It's also available as a standard or French sliding patio door, and is easily combined with additional doors, sidelites and transoms.



RETROFIT PATIO DOORS.

Many old patio doors are shorter and narrower than today's modern versions. So we developed our smaller, retrofit replacement patio doors. They enable us to replace your outdated aluminum or wood patio door without changing the opening. Available as sliders or swingers, Transcend retrofit patio doors are a smart solution to your old problem doors.

IMPROVE YOUR VIEW.



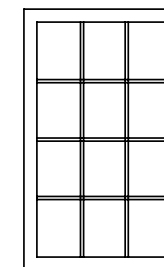
Before you sign off on your remodeling or window replacement plan, consider doing something extra special.

Use Transcend transoms, sidelites and other geometric shape windows to give your home a one-of-a-kind individuality. You could add an arched expanse of glass that seems to light up an entire home. Or a large picture window topped by a half circle. Or transoms stretching from wall to wall above a bank of patio doors.

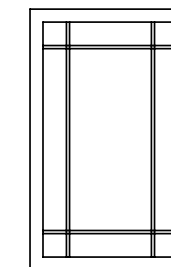
Transcend geometric shape windows can be used alone, or combined with our operating windows and patio doors to make a truly custom statement.

GRILLE CONFIGURATIONS.

Add classic charm to any Transcend window with an unlimited number of decorative grille patterns. They're available as removable wood grilles or sealed between the panes of glass.




Rectangular



Queen Anne

You can also choose our updated version of the divided lite - with grilles between the glass, on the inside and on the outside, for an even truer divided lite appearance.



Grille profiles

Putty 5/8"



Putty 7/8"



Putty 1"



5/8"



7/8"



1"






1-1/4"



2"



Simulated divided lite



Wood grille



We offer a variety of decorative glass styles; from beveled to textured, tinted to obscure, leaded to laminated.

REJECT MOISTURE &
INSECTS WHILE RESPECTING
OUR ENVIRONMENT.



COREGUARD PLUS™, THE BEST WOOD PROTECTION IN THE INDUSTRY.

Sierra Pacific wood windows and doors are protected by CoreGuard Plus™ wood treatment, a patented process that, when needed, penetrates wood right to the core to repel water, so our windows and patio doors are less likely to warp or swell and have superior dimensional stability.

In addition, CoreGuard Plus contains fungicides and insecticides to deeply protect all wood species from pests and rotting. Amazingly, this strong protection comes from a naturally organic, water-based treatment with nearly zero VOC's, which helps us maintain our strict environmental stewardship.

To ensure CoreGuard Plus effectiveness, sections of our windows undergo harsh testing in a Hawaiian rainforest that mimics decades of typical residential exposure. No wonder we have the confidence to offer one of the strongest wood rot warranties in the industry.



OUR 1,900,000-ACRE MANUFACTURING PLANT.

Sierra Pacific Industries, our parent company, sustainably manages 1.9 million acres of timberland. We're the largest millwork producer in the U.S. and one of the largest lumber companies.

But our size is only a small part of the story.

Sierra Pacific Industries plants 7 million new trees every single year. So 100 years from now, our forests will have more trees—and bigger trees—than today.

As a proud part of this family-owned, environmentally-committed company, Sierra Pacific is the only window company that maintains continuous quality control from the moment our tree seeds are planted until our beautiful wood windows are produced, approved and delivered to you.

SierraPacificWindows.com | P.O. Box 8489, Red Bluff, CA 96080 | 800-824-7744 | A Division of

